








# Keurig® Coffee Maker Comparison Chart

	 <b>K-Mini Plus®</b>	 <b>K-Classic®</b>	 <b>K-Select®</b>	 <b>K-Elite®</b>	 <b>K-Café® SE</b>	 <b>K-Duo™</b>	 <b>K-Duo Plus™</b>
<b>Brew Sizes</b>	6-12 oz	6, 8, 10 oz	6, 8, 10, 12 oz	6, 8, 10, 12 oz	6, 8, 10, 12 oz	6, 8, 10, 12 oz	6, 8, 10, 12 oz
<b>Specialty Beverages</b> <small>COMES WITH MILK FROTHER</small>					●		
<b>Strength Control</b>	●		●	●	●	●	●
<b>Energy Saver</b>	●	●	●	●	●	●	●
<b>Water Reservoir</b>	Removable - 1 cup	48 oz	52 oz	75 oz	60 oz	Removable - 60 oz	Removable - 60 oz <i>multi-position</i>
<b>Lattes &amp; Cappucinos</b>					●		
<b>Drip Coffee</b>						●	●
<b>Iced Setting</b>				●			
<b>Programmable Carafe Auto Brew</b>						●	●
<b>Carafe Type/Heating Plate</b>						Glass carafe & heating plate	Stainless Steel thermal carafe
<b>Box Includes</b>	Pod storage		Water filter handle, water filter	Water filter handle, water filter	Milk frother cup	Glass carafe	Stainless Steel thermal carafe, gold tone mesh filter
<b>Dimensions</b>	12.1" H x 4.5" W x 11.3" D	13.3" H x 10.1" W x 13.2" D	12.5" H x 9.2" W x 11.6" D	13.1" H x 9.9" W x 12.7" D	12.5" H x 15.3" W x 11.7" D	12.92" H x 10.94" W x 12.76"	14.19" H x 8.2" W x 11.7"